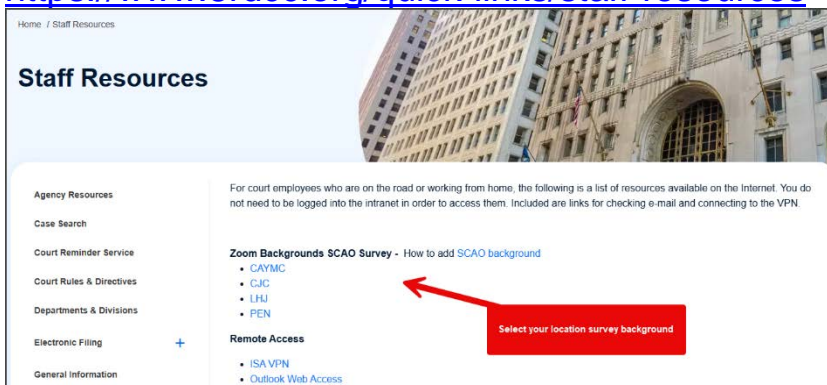
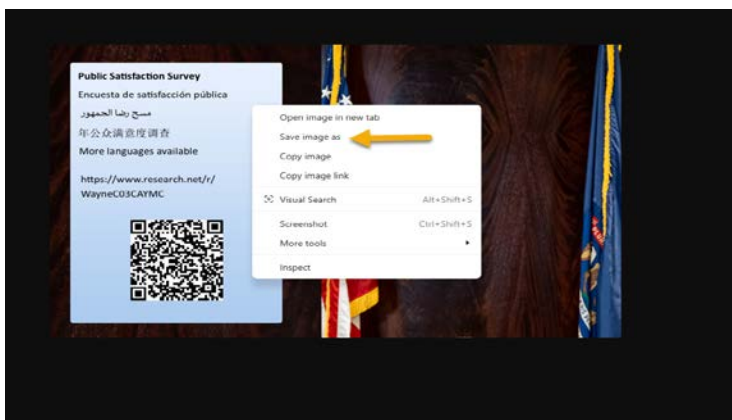


# Adding the SCAO Zoom background


1. SCAO survey backgrounds are located on <https://www.3rdcc.org/quick-links/staff-resources>



2. Once you select the background, right click and “Save image as” and save image to your PC



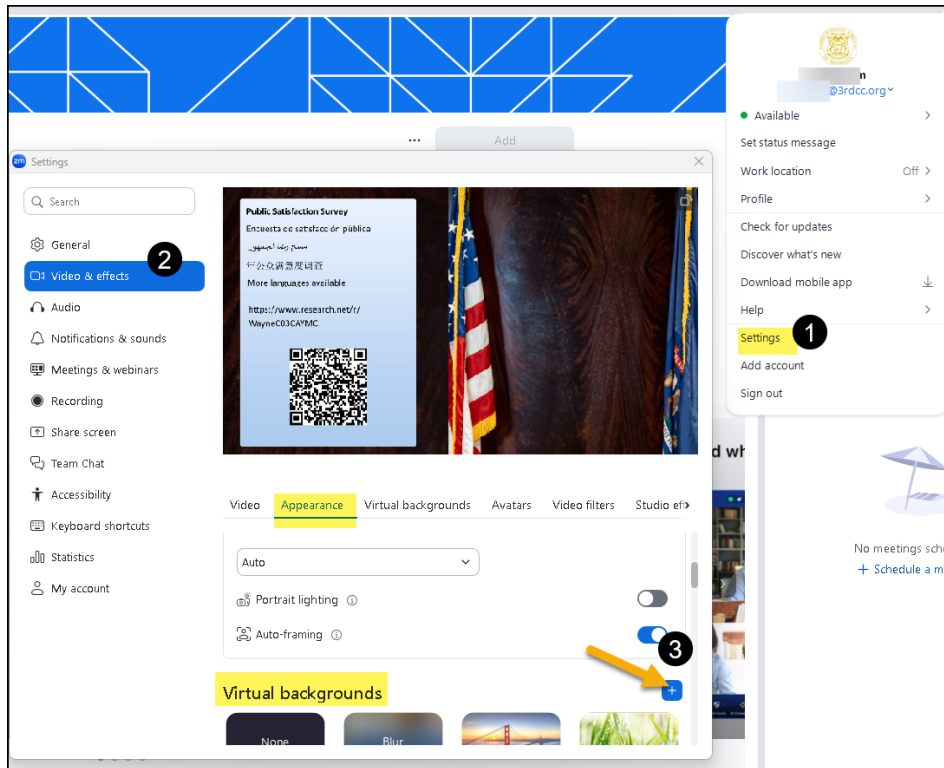
3. Locate the Zoom client on your desktop



4. Once launched click on the golden seal or if you have your picture loaded, this will display the menu of options available.
5. Select the *Settings* option, then choose “**Video & effects**” located on the left side.

# Adding the SCAO Zoom background

6. Under Appearance scroll down to Virtual backgrounds, click on the “ + ” sign and add the image that you have already downloaded.



7. Make sure that you have Mirror my video preview is unchecked.

